






























































Originalfernbedienung Ersatzfernbedienung

	Power		Power
	Last		Pre Ch
	Mute		Mute
	1		1
	2		2
	3		3
	4		4
	5		5
	6		6
	7		7
	8		8
	9		9
	0		0
	TV/R		TV/R
	Audio		Dual
	Info		Info
	Mode		D. Menu

Originalfernbedienung Ersatzfernbedienung

	Favor		Options
	Menu		Menu
	Sub-T		Subt
	Exit		Exit
	Up		Up
	Down		Down
	Right		Right
	Left		Left
	OK		Ok
	CH+		Ch +
	CH-		Ch -
	Vol+		Vol +
	Vol-		Vol -
	Red		Red
	Green		Green
	Yellow		Yellow
	Blue		Blue






















Originalfernbedienung Ersatzfernbedienung















Pag. 2 / 6



Originalfernbedienung Ersatzfernbedienung

Power		Power
Last		Pre Ch
Mute		Mute
1		1
2		2
3		3
4		4
5		5
6		6
7		7
8		8
9		9
0		0
TV/R		TV/R
Audio		Dual
Info		Info
Mode		D. Menu

Originalfernbedienung Ersatzfernbedienung

Favor		Options
Menu		Menu
Sub-T		Subt
Exit		Exit
Up		Up
Down		Down
Right		Right
Left		Left
OK		Ok
CH+		Ch +
CH-		Ch -
Vol+		Vol +
Vol-		Vol -
Red		Red
Green		Green
Yellow		Yellow
Blue		Blue






















Originalfernbedienung Ersatzfernbedienung















A black Mandis TV remote control with various buttons. At the top are a red power button, a black mute button, and an orange shift button. Below these are four blue buttons: TV, DVD, SAT, and AUX. The next row contains four buttons: PLAY MODE (play), REC MODE (stop), a pause button, and a square button. The following row has four buttons: DISC NAV (left arrow), SOUND (left arrow), AD (right arrow), and SETTINGS (right arrow). The next row contains four buttons: LIST, DUAL, SUBT, and OPT. The following row has four buttons: PROG, SEARCH, PICTURE, and ECO. The next row contains four buttons: SLEEP, TV/R, FORMAT, and 3D. The following row has four buttons: E-MANUAL, REPEAT, ZOOM, and TIMER. The next row contains four buttons: D.MENU, TEXT, an up arrow, and AV. Below these are two buttons: TOP MENU (MENU) and DISPLAY (INFO). In the center is a large blue directional pad with an OK button in the middle. Below the pad are four buttons: CLEAR (EXIT), RETURN (BACK), HOME, and SMART. The next row contains four buttons: + VOL, APP, + CH, and - CH. The following row has four buttons: - VOL, MEDIA, - CH, and - CH. The next row contains four buttons: 1, 2, 3, and 4. The following row has four buttons: 5, 6, 7, and 8. The next row contains four buttons: 9, 0, FAV, and PRE-CH. The final row has four buttons: A, B, C, and D. At the bottom is the Mandis Shop logo and the website www.mandis.tv.



Originalfernbedienung Ersatzfernbedienung

Power		Power
Last		Pre Ch
Mute		Mute
1		1
2		2
3		3
4		4
5		5
6		6
7		7
8		8
9		9
0		0
TV/R		TV/R
Audio		Dual
Info		Info
Mode		D. Menu

Originalfernbedienung Ersatzfernbedienung

Favor		Options
Menu		Menu
Sub-T		Subt
Exit		Exit
Up		Up
Down		Down
Right		Right
Left		Left
OK		Ok
CH+		Ch +
CH-		Ch -
Vol+		Vol +
Vol-		Vol -
Red		Red
Green		Green
Yellow		Yellow
Blue		Blue





Originalfernbedienung Ersatzfernbedienung

A black Mandis TV remote control with various buttons. At the top are a red power button, a black mute button, and an orange shift button. Below these are four blue buttons: TV, DVD, SAT, and AUX. The next row contains two labels: "PLAY MODE" and "REC MODE". The "PLAY MODE" section includes a play button, a pause button, a stop button, and a fast forward button. The "REC MODE" section includes a record button. Below these are four more buttons: "DISC NAV", "SOUND", "AD", and "SETTINGS". The next row contains four buttons: "LIST", "DUAL", "SUBT", and "OPT". Below these are four buttons: "PROG", "SEARCH", "PICTURE", and "ECO". The next row contains four buttons: "SLEEP", "TV/R", "FORMAT", and "3D". Below these are four buttons: "E-MANUAL", "REPEAT", "ZOOM", and "TIMER". The next row contains four buttons: "D.MENU", "TEXT", and two unlabeled buttons. Below these are two buttons: "TOP MENU" and "DISPLAY". The next row contains two buttons: "MENU" and "INFO". Below these are four buttons: "CLEAR", "EXIT", "RETURN", and "BACK". The next row contains four buttons: "+ VOL", "HOME", "+ CH", and "-". Below these are four buttons: "SMART", "APP", "MEDIA", and "-". Below these are four buttons: "1", "2", "3", "4", "5", "6", "7", "8", "9", "0", "FAV", "GUIDE", "PRE-CH". At the bottom are four buttons: "A", "B", "C", and "D". The Mandis Shop logo and website are at the bottom.